

# Actimize IntelliBench

Benchmarking Excellence for Measurable Impact



## Overview of Actimize IntelliBench

Provide customers with insights into their operational performance and benchmarks in comparison to industry peers

### Why benchmarking?

<p>1</p> <p>Make businesses constantly strive for better and avoid complacency</p>	<p>2</p> <p>Monitor peers, gain valuable insights, accountability for success</p>	<p>3</p> <p>Compare your organization across the industry and assess your own business performance</p>
<p>4</p> <p>Compare best practice result within the industry to your own</p>	<p>5</p> <p>Measure your organization's performance and processes in a data driven, practical and meaningful way</p>	

### Why Actimize benchmarking?

<p><b>Global Provider</b></p>	<p><b>Decades of Partnering</b></p>	<p><b>Consistent</b></p>	<p><b>Optimal use of our solutions</b></p>
<p>We are the leading global provider of financial crime prevention products, with hundreds of financial institutions using the products we provide</p>	<p>In the decades of successfully partnering with its clients, we have a deep understanding of both the needs and the usage of its solutions across our customer base</p>	<p>We have a unique, global and cross industry insights into what does "good" look like in a consistent measurable way</p>	<p>We have a vested interest in the successful use of solutions our client's purchase</p>

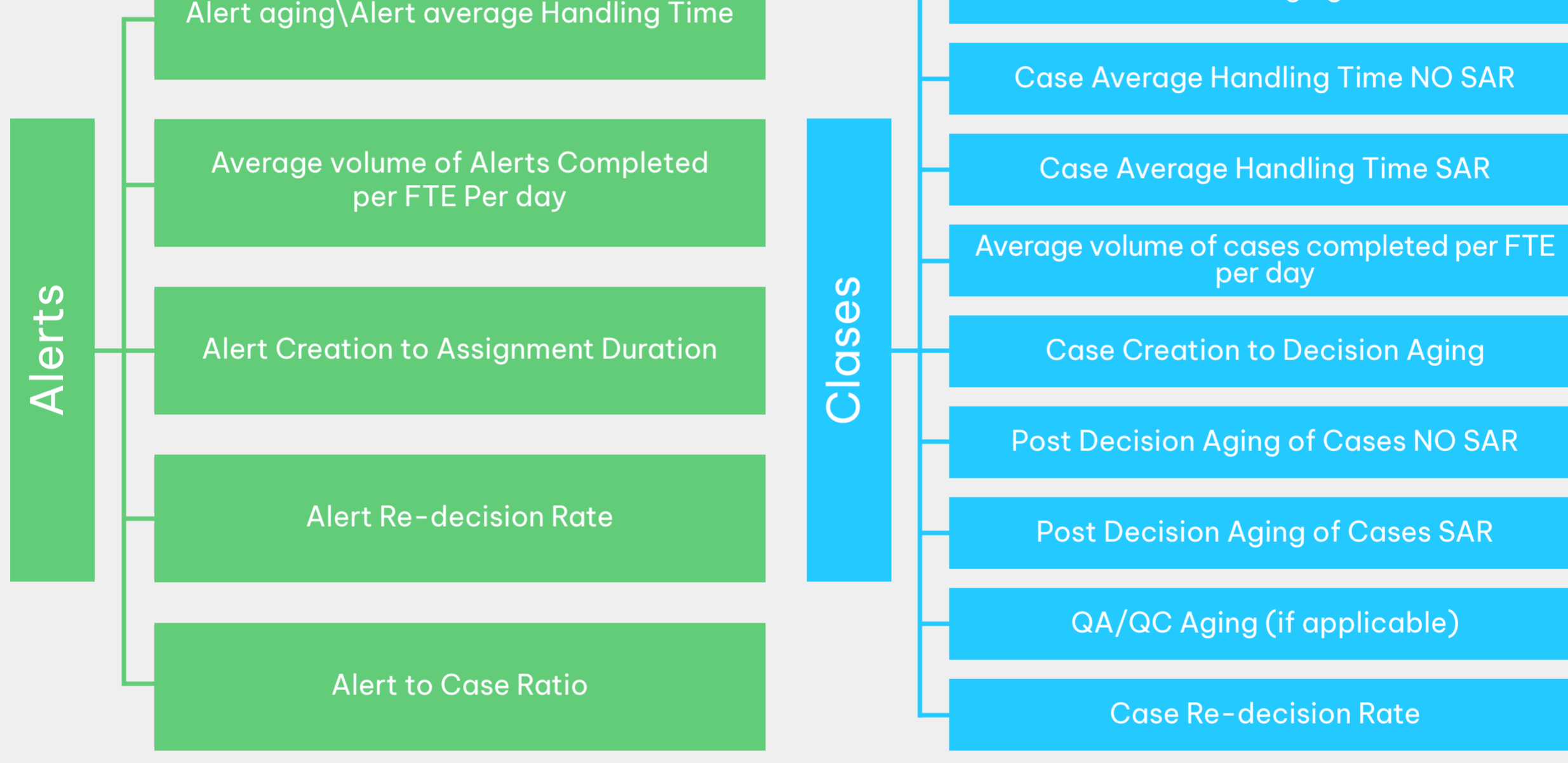
## Your success truly is our success

## Benchmarking Process

- 1 Scripts are run at the customer environment and sent to Actimize
- 2 Actimize performs an analysis into the results and compares them to the Actimize consortium standards and top performers
- 3 Produce a report highlighting the performance of each benchmarked key metric
- 4 Present the report to the stakeholders and have a discussion on what works well and what works less well

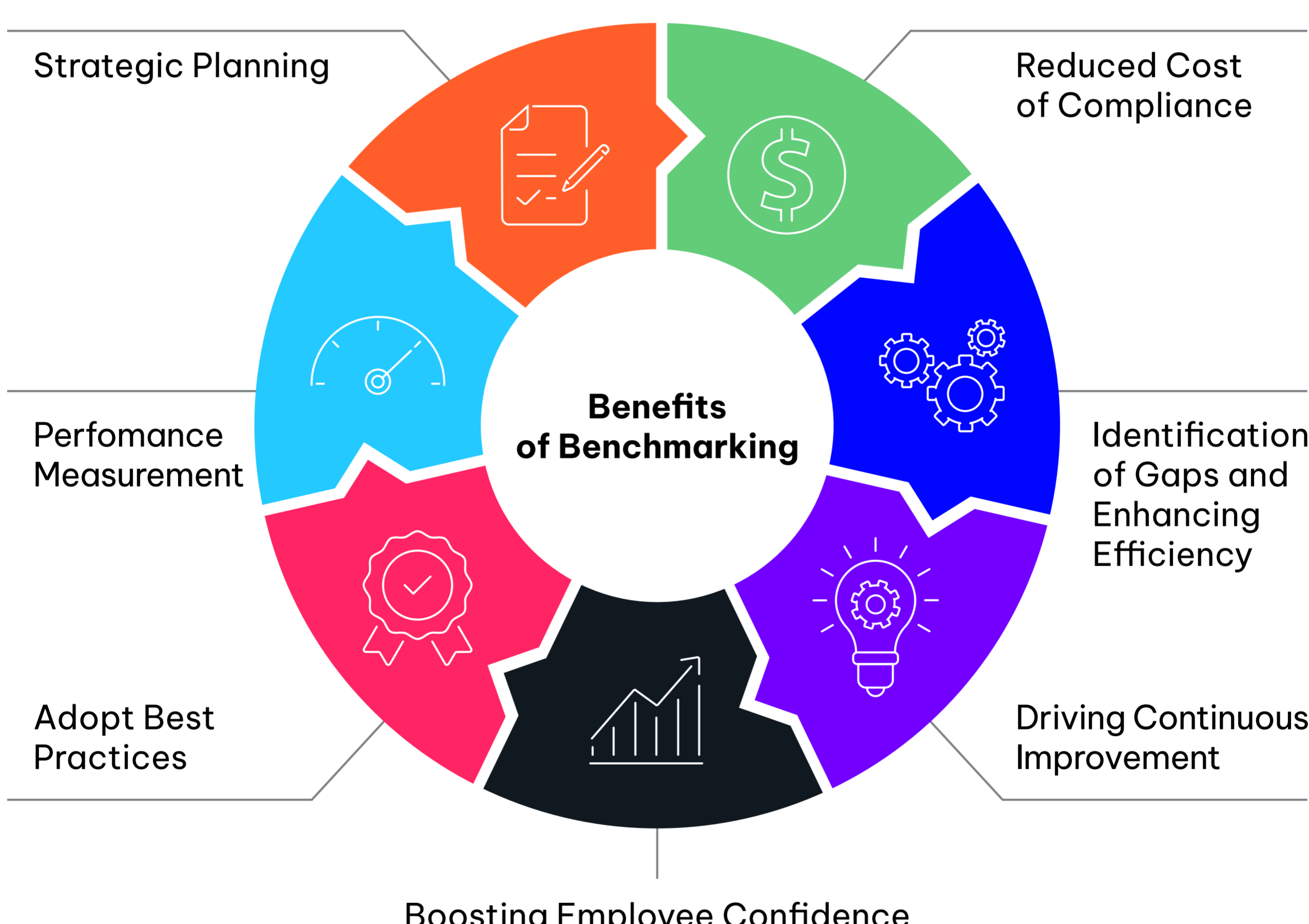
## Key Metrics and Indicators

### Data Driven Assessment and Comparison Metrics



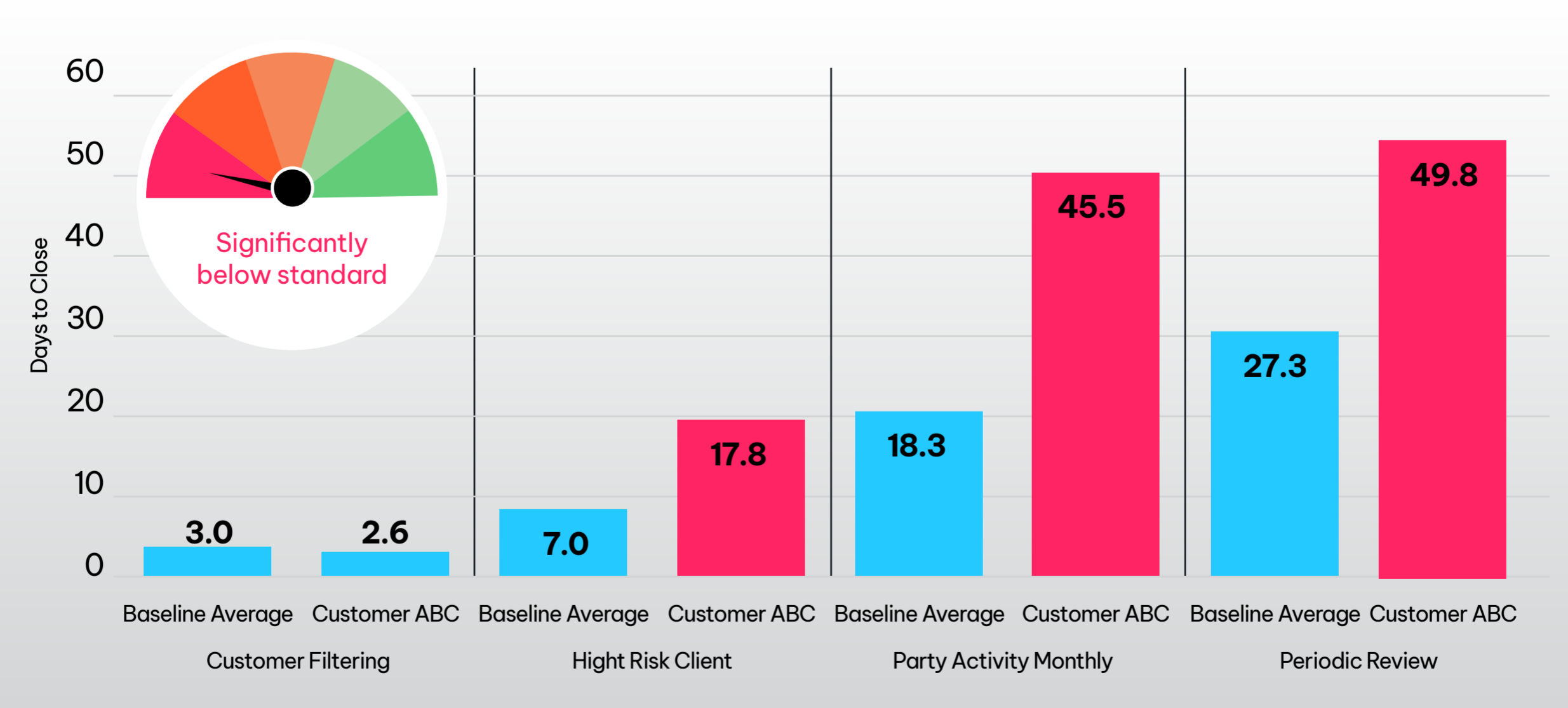
## Benefits and Outcomes

Leverage data-driven insights to pinpoint operational bottlenecks, assess their impact on business performance, and develop a prioritized plan for improvement



## Alert Average Handling Time (AHT)

**Description:** This metric helps us understand how many days it takes, on average, for each alert type to be completed.



### Metric Summary and Recommendation:

- Compared to the benchmark, we have found that the average alert handling time in your organization is significantly below average in three of the four alert types.
- We estimate that bringing within industry standard reduce AHT by 42%.

Contact us today to schedule a consultation